







KG MOBILITY

92 Tongil-ro, Jung-gu, Seoul, Republic of Korea

-  <https://en.kg-mobility.com/>
-  www.instagram.com/kgm.world.official
-  <http://www.facebook.com/KGMglobalofficial>
-  <http://www.youtube.com/@kgm.world.official>

Some of the equipment shown in this brochure are optional and may not be available in certain models or markets.
All specifications are subject to change without notice.
Please contact your local dealer for the latest information.

Explore More, Discover More ***TORRES*** HYBRID



Explore more, Discover more

The Torres Hybrid breaks boundaries—bringing you closer to the world, driving farther, living freer. Now with an advanced hybrid system, it delivers even greater excitement behind the wheel.





Bold by design, Authentic by nature

With muscular body lines and a sculpted, voluminous form, the Torres Hybrid embodies the essence of a modern SUV-confident, capable, and unmistakably original.

Clear Lens, Full Led Headlights
6 Vertical Grille Castellations



Where strength meets legacy

Defined by bold, angular wheel arches and a sharp, straight character line that runs low from front to rear, the Torres Hybrid delivers a commanding presence rooted in the brand’s rugged heritage.

18-inch Diamond-cut Alloy Wheels
Flag Style Exterior Door Mirrors





Heritage, Recharged

A hexagonal rear design inspired by classic spare wheel covers reflects the strength of a true SUV, harmonizing with the bold front. Finished with a hybrid emblem, it's where rugged heritage meets modern innovation.

Hybrid Emblem
Body-colored Hexagonal Rear Trim & Exterior Tailgate Handle



Designed for clarity

A panoramic display, horizontal air vents, and a buttonless digital interface come together in perfect harmony-creating a clean, minimalist cabin where design meets ergonomics and every detail serves a purpose.

Panoramic Sunroof





Comfort that goes the distance

Spacious, supportive, and thoughtfully crafted, the seats in the Torres transform every drive into a truly relaxing experience. With rear seats that recline up to 32.5 degrees, even the longest journeys become a time to unwind.

40:60 Split Rear Seats with 32.5° Reclining





Space that adapts to your life


With best-in-class cargo capacity and a hidden underfloor compartment, the Torres offers the versatility you need for every kind of adventure—from daily errands to weekend getaways.




2nd row 100% folded (1,662ℓ)



2nd row 60% folded (1,320ℓ)



2nd row 40% folded (1,181ℓ)



2nd Normal seating (703ℓ)



Black Edition

Commanding presence, refined elegance. The Black Edition, blending all-black sophistication with SUV dominance, is ready to own the road.



Front Black Skid Plate



Rear Black Skid Plate



Black C-Pillar Garnish



Red Brake Caliper Covers with 20-inch Black Wheels

*Red Brake Caliper Covers : Optional Accessories

Torres, The thrill of turbocharged performance

The Torres delivers quick response and smooth performance with its direct injection petrol turbo engine, while multiple drive modes let you stay in control- whatever the road or weather brings.

1.5 GDI Turbo

120 Max. Power
kW/5,000~5,500rpm

280 Max. Torque
Nm/1,500~4,000rpm



1.5 GDI Turbo Petrol Engine
With the global trend for high-performance downsized engines, this unit delivers maximum torque from a low of 1,500rpm, for dynamic driving in everyday life.



Shift-by-wire Toggle Switch
The latest 3rd generation 6-speed AISIN automatic transmission chosen for some of the world's best cars gives a superb shift performance for an agile, smooth drive.



Driving Mode System
Three optimised driving modes (Comfort, Sport & Winter) with the automatic transmission.





Torres Hybrid, The dual-tech power that moves you

The Torres Hybrid is here with enhanced fuel efficiency, powered by the Dual-Tech Hybrid system. KGM’s innovative hybrid enables all-electric driving at speeds of up to 100km/h, delivering a smoother, more eco-friendly driving experience in urban environments .

Hybrid System

With the Dual-Tech hybrid system and e-DHT transmission, you can experience both powerful driving performance and excellent fuel efficiency.

Motor		GDI engine	
130	Max. Power kW	300	Max. Torque Nm
110	Max. Power kW/5,500rpm	220	Max. Torque Nm/2,400~4,200rpm



e-DHT Hybrid-Exclusive Transmission

The Torres Hybrid automatically engages one of nine different hybrid modes based on real-time driver inputs such as accelerator operation and torque demand, making every drive more dynamic and enjoyable.

Regenerative Braking System

Optimized fuel efficiency is achieved by utilizing braking power as battery charging energy.



Go beyond the map

From rocky trails to rushing streams, the Torres is built to conquer the wild. Its robust 4WD system delivers unstoppable off-road performance, letting you haul your boat, trailer or caravan with fearless confidence-wherever the adventure leads.

Towing Capability

In the event of trailer snaking while towing, the Trailer Stability Assist function intervenes to help the driver regain control when this unsettling phenomenon begins to affect steering and directional stability.



Fording

Submersion up to a depth of 300mm (under 30km/h) is achievable through the highly effective waterproofing of its chassis.



AWD System (Torres Only)

Whether going off-road or driving in the rain, the Torres achieves its safe driving performance through the optimal distribution of driving force between the front and rear wheels. This is all thanks to KGM's AWD system, developed with a proven track record in four-wheel-drive design and manufacturing.



2WD



AWD



AWD lock mode



Smart, Seamless, Connected

With a 12.3-inch high-definition touchscreen and a seamless entertainment experience, the Torres infotainment system offers intuitive control and a world of content-easier to use, more fun to explore, and always connected.

New GUI System - “Athena 2.0”



Phone Projection : Android Auto & Apple CarPlay

Dual Zone Automatic Air Conditioner



Safety

KGM’s advanced safety technologies combine robust fundamentals to protect you from every angle—from high-strength body structures to intelligent driver-assist systems.

Best-in-Class 78% High-Tensile Steel & 8 Airbag System

- | | |
|---------------------------------|--|
| ① Driver’s airbag | ② Driver’s knee airbag |
| ③ Passenger’s airbag | ④⑤ Front row side airbags (left/right) |
| ⑥⑦ Curtain airbags (left/right) | ⑧ Front row far side airbag |



Multi Collision Brake System (MCB)

This automatically operates the brakes following an accident to prevent a second crash occurring.



Acoustic Vehicle Alert System (AVAS)

*Optional accessory

This system alerts pedestrians with a warning sound when the vehicle is reversing to ensure their safety.



3D Around-View Monitoring System

Clear-Sight Ground View



Advanced driving assistance system

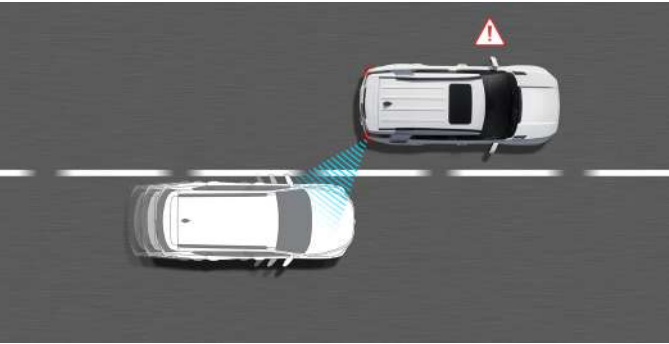
The advanced driving safety assistance system in the Torres actively responds to various potential hazards on the road, ensuring the safety of all passengers.

Intelligent Adaptive Cruise Control

Helps maintain a safe distance from the vehicle ahead by automatically accelerating, decelerating, or stopping based on the driver's set speed—while also keeping the vehicle centered in its lane.

Lane Change Warning

LCW utilises sensors to detect and warn the driver about cars approaching from behind in an adjacent lane.

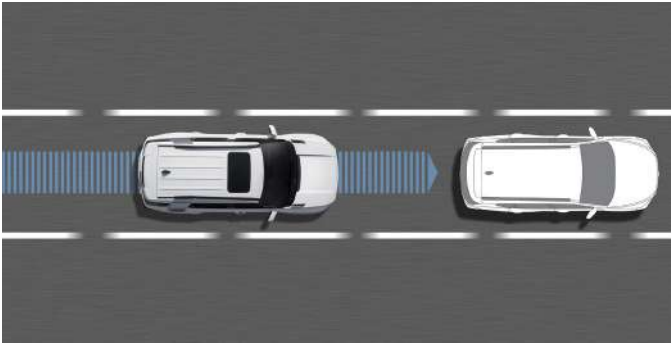


Autonomous Emergency Braking

Helps avoid or minimise the risk of collision by detecting slower moving or stalled vehicles and warning the driver in advance.

Centering Lane Keeping Assist / Lane Departure Warning

CLKA uses a front camera to monitor the painted lane markers. On detecting an attempt to change lane without prior signaling, it automatically corrects the electric power steering to keep the vehicle within the intended lane.

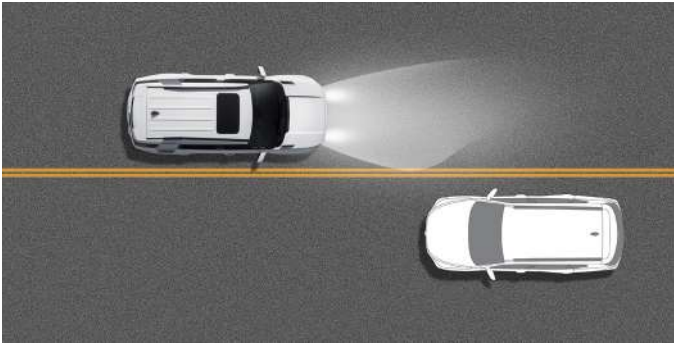
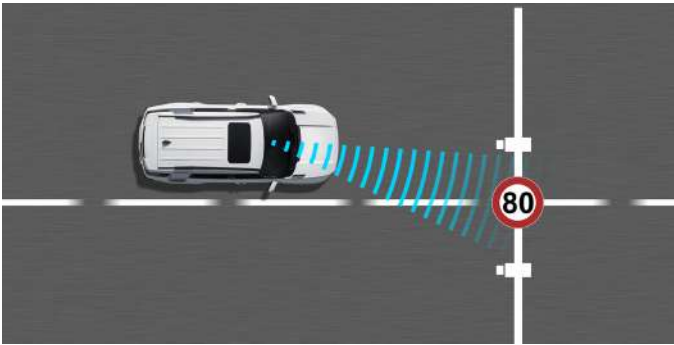


Intelligent Speed Assistance (EU Only)

Detects speed limits, warns the driver, and helps prevent speeding. The speed sign appears on the instrument screen, and if over or under the limit, the driver is prompted to adjust the speed.

Smart High Beam

Automatically lowers the high beam when an approaching vehicle is detected, making night-driving easier and safer.

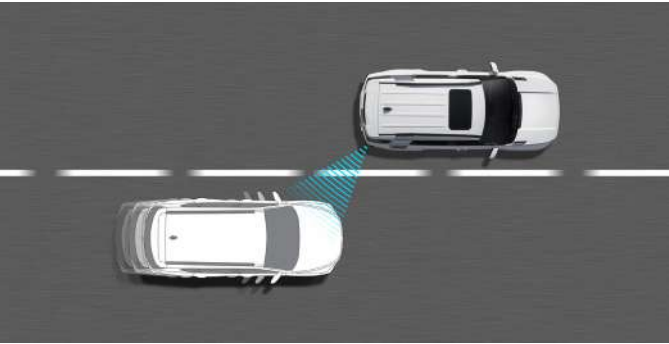
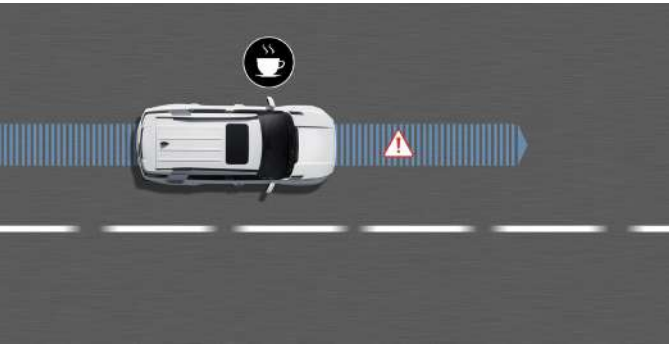


Driver Attention Warning / Driver Drowsiness Attention Warning

If the DAW or DDAW system senses the driver's attention level has significantly reduced, it will give an audible warning and display a graphic on the instrument cluster.

Blind Spot Detection Warning / Blind Spot Collision Assist

Automatically assists braking if the risk of collision with vehicles in the blind-spot while changing lanes is detected.

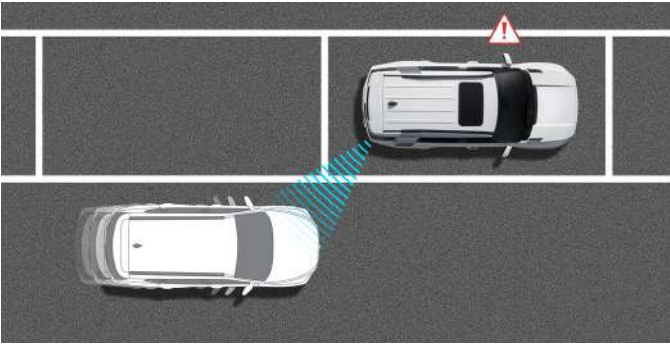
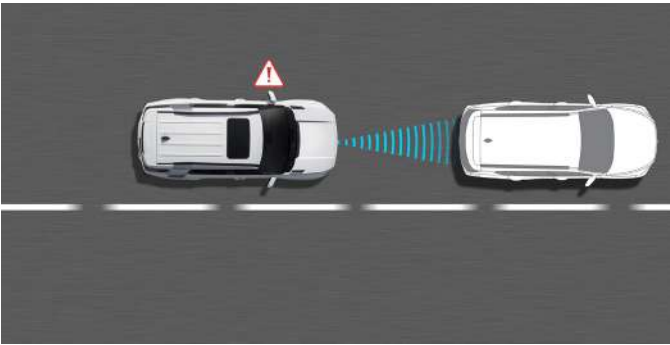


Safety Distance Warning

Detects the distance to the vehicle ahead and warns the driver when a safe distance is not properly secured.

Safety Exit Warning

Warns of the risk of collision with vehicles in the blind spot when an occupant opens a door to get out of the vehicle once stationary.

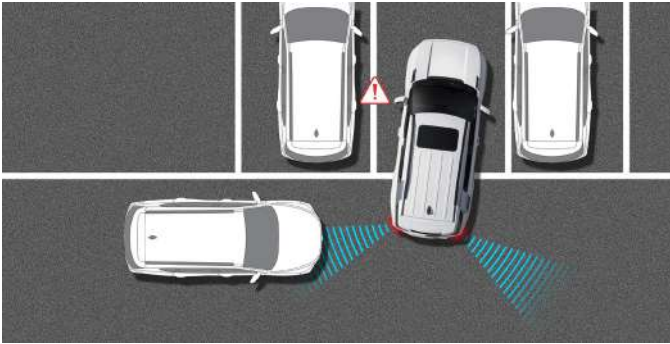
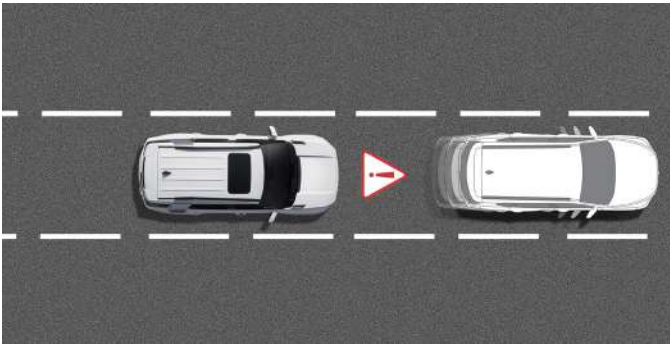


Front Vehicle Start Warning

Attracts driver's attention with a visual pop-up alert and audible sound when the vehicle directly in front is pulling away.

Rear Cross Traffic Warning / Rear Cross Traffic Collision Assist

When reversing and an approaching vehicle is detected in the driving path, RCTA sounds an alarm and automatically applies the brakes to stop the vehicle and minimize the risk of collision.



Features



Smart power-operated tailgate



LED front fog lights



Hood garnish



C-pillar garnish (1 tone silver / 2 tone black)



Combination rear LED lights



Metallic-look rear skid plate



HD rear view camera



Heated front and rear seats /
Ventilated & heated front seats



Centre under tray



Wireless mobile charger



Ambient lighting



Centre high-mounted stop lamp



Shark-fin antenna with GPS



Trailer tow hitch mounting cover



Auto-closing function



Dual smart key



Internal tailgate opening button



Tyre pressure monitoring system (TPMS)



12V power socket and USB chargers



Cup holders



Manual roller blinds



17-inch
alloy wheels



18-inch diamond-cut
alloy wheels



20-inch diamond-cut
alloy wheels



20-inch black diamond-cut
alloy wheels

Exterior colors

1-TONE

Grand White (WAA)

Latte Greige (EBL)

Iron Metal (ADE)

Forest Green (GAO)

Dandy Blue (BAS)

Space Black (LAK)

*The C-pillar of the 1-tone design is finished in silver.

2-TONE

Grand White (WAA)

Latte Greige (EBL)

Iron Metal (ADE)

Forest Green (GAO)

*The roof, spoiler, and C-pillar of the 2-tone design are finished in black (LAE). *When choosing the 2-tone design, the panoramic sunroof cannot be selected.

Interior colors

Charcoal Black Interior Color (LBH)

TPU(Thermoplastic Polyurethane)
Gun Metal Grain

Genuine Leather Seat
Cross Brushed Metal Grain

Rawhide Brown Interior Color (OBB)

TPU and Cloth Combination Seat
Wave Black High Gloss Grain

Genuine Leather Seat
Cross Brushed Metal Grain

Teal Grey & Greige White 2-Tone Interior Color (ADF)

TPU(Thermoplastic Polyurethane)
Gun Metal Grain

Genuine Leather Seat
Cross Brushed Metal Grain

* Genuine leather seats complemented by synthetic materials (including TPU) in certain areas.

Technical data

ENGINE			Petrol 1.5 GDI Turbo	
Driven Wheels			2WD	
Tyre			20"	
Emission			NEDC	
Exterior dimension	Overall length		mm	4,705
	Overall width			1,890
	Overall height			1,710 (1,720 : with roof rack)
	Wheelbase			2,680
	Tread	Front		1,610
		Rear		1,630
	Overhang	Front		935
		Rear		1,090
	Minimum ground clearance			180
Minimum turning radius		m	5.42	
Weight	Gross vehicle weight		kg	2,250
	Kerb weight			1,670
	Gross trailer weight	Braked		1,300
		Unbraked		500
Engine	Fuel		-	Petrol
	Fuel tank		ℓ	50
	Capacity		cc	1,498
	Bore x Stroke		mm	72 x 92
	Compression ratio		-	14 : 1
	Number of cylinders		-	4 In-line
Electric Motor	Max. power		kW	130.0
			ps	176.8
	Max. torque		Nm	300.0
			kgf·m	30.6
Performance	Max. power		kW/rpm	110/5,500
			ps/rpm	149.5/5,500
	Max. torque		Nm/rpm	220/2,400~4,200
			kgf·m/rpm	22.4/2,400~4,200
Fuel consumption	Max. speed		km/h	180
	CO ₂ (combined)		g/km	127.00
	Combined		ℓ/100km	5.6
	Urban			4.0
	Extra urban			6.5
Test mode			New European Driving Cycle(NEDC)	

* The fuel economy can vary according to road conditions or driver's habits. * The above technical data can vary slightly by regional certification requirements or sales specifications. * ISG : Idle Stop and Go

Dimensions

Unit : mm